

# ET2000-G

## Media Server



Specifications

## Change History

Release Version	Release Date	Description
V1.2.0	2023-04-30	Updated the number of supported layers.
V1.1.0	2024-03-22	<ul style="list-style-type: none"> <li>• Updated the device rear panel.</li> <li>• Changed the Mini DP to HDMI cable to the Mini DP to DP cable in the accessories.</li> <li>• Added description for the output partition function.</li> <li>• Added description for the screen text function.</li> </ul>
V1.0.0	2022-06-07	First release

## Introduction

The ET2000-G is a new media server developed by NovaStar, which is specifically designed for multimedia exhibition halls, banquet halls and other small and medium fixed installation scenarios. The ET2000-G provides an excellent pixel-to-pixel display with ultra-high definition, diversified mosaic creativity and outstanding media arrangements for professional stage performances. Built-in with intuitive and user-friendly media playback and control software, the ET2000-G enables simplified stage display management and best-in-class human-machine interaction.

## Certifications

None

**If the product does not have the relevant certifications required by the countries or regions where it is to be sold, please contact NovaStar to confirm or address the problem. Otherwise, the customer shall be responsible for the legal risks caused or NovaStar has the right to claim compensation.**

## Features

- A single unit supports up to 8K×2K output capacity, ultra-high-resolution video decoding and pixel-to-pixel display
- Up to 3x Mini DP 1.2 mosaic outputs
- A single output can be split into up to 64 partitions, allowing for quick mapping settings and ultra-wide screen configuration
- Playback of up to 8 layers and 1 audio simultaneously
- Visualized program arrangement and management
- Live and pre-edit modes
  - The program editing and playback are in sync in live mode
  - Edit the programs first before displaying them on the screen in pre-edit mode
- Media library management, including videos, pictures, PowerPoint files and audios
- Media file sorting
- Media file batch import
- NDI sources, website sources, streaming media sources and text sources supported
- Media collection configurations
- Up to 1080p PowerPoint files supported
- Using a laser pointer for moving between slides in PowerPoint
- Playback progress management
- Program auto jump
- Configurable layer size and priority
- Main KV jumping settings
- Main media based playback progress management
- Crossfade on program switching
- Layer mask, cropping, keying, blurring and opacity adjustment
- Hardware decoding supported
- One-click FTB
- Auto startup of built-in software on system power on, auto program playback on software startup
- Control software VICP (Visual Intelligent Control Platform), enabling a highly efficient and user-friendly control experience

## Appearance

### Front Panel




No.	Area	Description
1	Power button	Power on or power off the device.
2	USB ports	2x USB3.0 <ul style="list-style-type: none"> <li>• Connect to a mouse and keyboard.</li> <li>• Insert a USB drive for importing media files.</li> </ul>

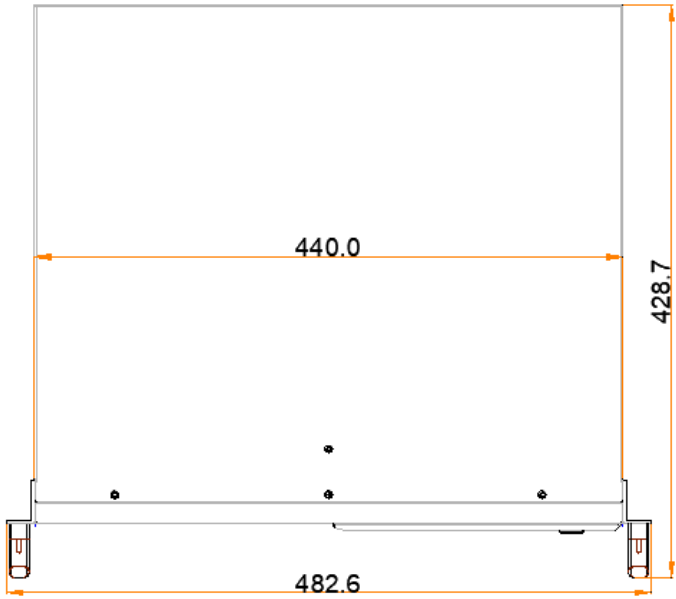
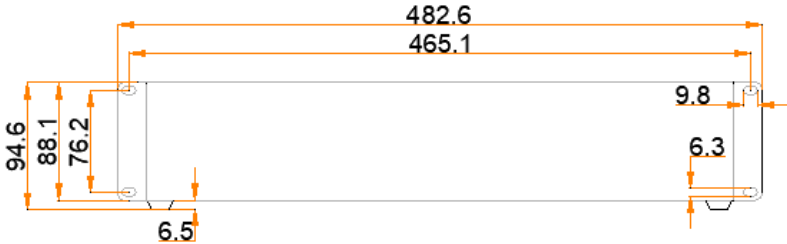
### Rear Panel



No.	Area	Qty.	Description
1	HDMI 2.0 DP 1.2	3	Integrated graphics card output via 1x DP1.2 + 2x HDMI 2.0 <ul style="list-style-type: none"> <li>• Connect to a monitor for displaying the software interface</li> <li>• Max. output resolution: 4096x2160@60Hz</li> </ul>
2	PS/2	1	Connect to the mouse and keyboard.
3	USB	6	Connect to the mouse, keyboard or insert the USB drive. <ul style="list-style-type: none"> <li>• 4x Type-A USB 2.0</li> <li>• 2x Type-A USB 3.2 Gen2 (blue)</li> </ul>
4	Ethernet port	1	1x RJ45 connector for Ethernet networking
5	Audio connectors	3	<ul style="list-style-type: none"> <li>• 1x MIC IN: 3.5 mm microphone input connector</li> <li>• 1x Line IN: 3.5 mm external audio input connector</li> <li>• 1x Line OUT: 3.5 mm audio output connector</li> </ul>
6	Graphics card (MPGT400)	1	3x Mini DP 1.2 <ul style="list-style-type: none"> <li>• Single connector resolution: Up to 4096x2160@60Hz</li> <li>• Three connector mosaic outputs:</li> </ul>

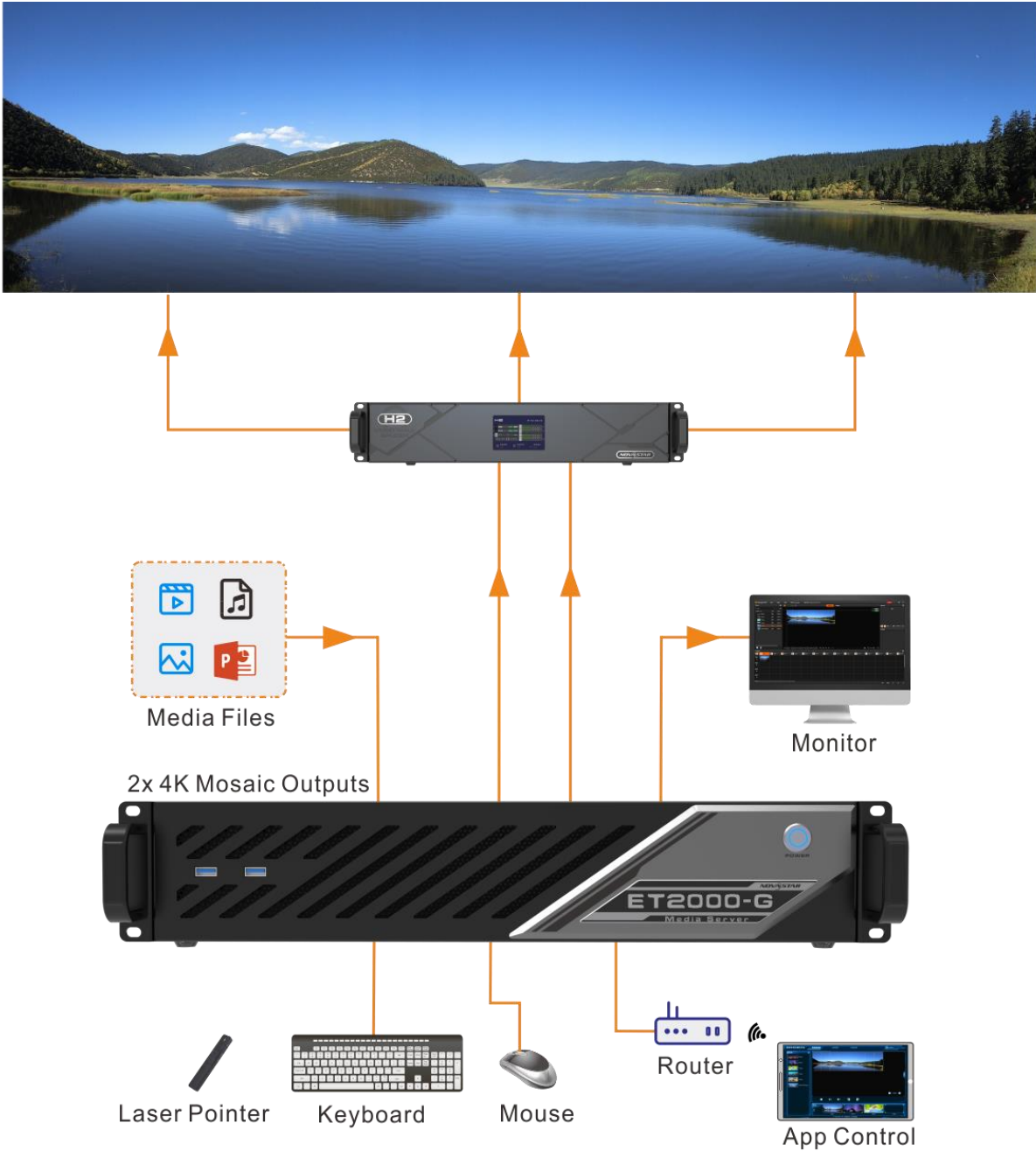
		<ul style="list-style-type: none"> <li>- The mosaic width or height can be up to 8192 pixels.</li> <li>- The max. capacity can be up to 8192×2160@60Hz.</li> <li>• Single connector width: 480–8192 pixels</li> <li>• Single connector height: 300–8192 pixels</li> <li>• Playback of 1 layer of 8K×2K@60fps (hardware-decoding) or 2 layers of 4K×2K@60fps SDR videos</li> <li>• Memory: 2 GB</li> <li>• Type: GDDR6</li> <li>• Bit width: 64 bit</li> </ul> <p> <b>Notes</b></p> <ul style="list-style-type: none"> <li>• The graphics card does not support irregular mosaic layouts. The mosaic layout must be 1×2, 1×3, 2×1 or 3×1.</li> <li>• The output resolutions of the graphics card connectors that are used for mosaic must be the same.</li> </ul>
<b>Hardware/Software Performance</b>		
Power supply	400W ATX	
CPU	12th Generation Intel® Core™ Processor (I5_12400)	
Memory	16 GB DDR4	
Mainboard	ASUS B760M-A	
Storage	Samsung M.2 SSD 250 GB (Samsung SSD 980)	
Keyboard & Mouse	Keyboard and mouse suit (Logitech)	
OS	Windows 10 Enterprise LTSC	
Built-in software	Kompass FX2 (dongle included)	

# Dimensions



Tolerance:  $\pm 0.3$       Unit: mm

# Applications



### Notes

- This product can only be placed horizontally. Do not mount vertically or upside-down.
- The product can be mounted in a standard 19-inch rack capable of withstanding at least four times the total weight of the mounted equipment. Four M5 screws should be used to fix the product.

## Specifications

<b>Electrical Specifications</b>	Power connector	100–240V~, 10A–5A, 60/50Hz
	Power consumption	400 W
<b>Operating Environment</b>	Temperature	0°C to 45°C
	Humidity	0% RH to 80% RH, non-condensing
<b>Storage Environment</b>	Temperature	–10°C to +60°C
	Humidity	0% RH to 95% RH, non-condensing
<b>Physical Specifications</b>	Dimensions	482.6 mm × 94.6 mm × 428.7 mm
	Net weight	7.8 kg
<b>Packing Information</b>	Packing box	595 mm × 215 mm × 575 mm
	Accessories	3x Power cables 1x HDMI cable 2x Mini DP to DP cables 1x Keyboard and mouse suit 1x Label (Windows product key included) 1x Quick Start Guide 1x Safety Manual 1x Certificate of Approval

## Media File Types and Formats

The ET2000-G supports the decoding of various common video coding formats, such as H.264, H.265, MPGE-4/2 and WMV.

Type	Format
Video	mp4, avi, mkv, flv, mov, wmv, mpeg, mpg, m4v
Picture	jpg, jpeg, bmp, png, gif, ico
Audio	mp3, aac, flac, amr, ape, wav, wma
Office files	PowerPoint files (1080p)

### Note

Recommended video coding formats:

- 4K < resolutions ≤ 8K, width ≤ 8192 pixels and height ≤ 4320 pixels: H.265 (HEVC) or VP9 recommended
- Resolutions ≤ 4K: H.264 (AVC) recommended

For a better image quality experience, the following video bitrates are recommended.

Recommended video bitrates for SDR uploads:

Type	Video Bitrate Standard Frame Rate (24Hz, 25Hz, 30Hz)	Video Bitrate High Frame Rate (48Hz, 50Hz, 60Hz)
4320 (8K)	75 to 90 Mbps	110 to 135 Mbps
2160 (4K)	35 to 45 Mbps	53 to 68 Mbps
1440 (2K)	16 Mbps	24 Mbps
1080p	8 Mbps	12 Mbps

## Notes and Cautions


This is Class A product. In a domestic environment, this product may cause radio interference in which case the user may be required to take adequate measures.



**Copyright © 2024 Xi'an NovaStar Tech Co., Ltd. All Rights Reserved.**

No part of this document may be copied, reproduced, extracted or transmitted in any form or by any means without the prior written consent of Xi'an NovaStar Tech Co., Ltd.

### **Trademark**

 is a trademark of Xi'an NovaStar Tech Co., Ltd.

### **Statement**

Thank you for choosing NovaStar's product. This document is intended to help you understand and use the product. For accuracy and reliability, NovaStar may make improvements and/or changes to this document at any time and without notice. If you experience any problems in use or have any suggestions, please contact us via the contact information given in this document. We will do our best to solve any issues, as well as evaluate and implement any suggestions.

| [Official website](http://www.novastar.tech)  
| [www.novastar.tech](http://www.novastar.tech)

| [Technical support](mailto:support@novastar.tech)  
| [support@novastar.tech](mailto:support@novastar.tech)