


H15

Video Wall Splicer



Specifications

Change History

Document Version	Release Date	Description
V1.8.0	2023-08-18	Added the descriptions of the following cards: <ul style="list-style-type: none"> • H_4xHDBaseT input card • H_2xAudio input+2xAudio output card • H_4x3G-SDI output card • H_4xHDBaseT output card
V1.7.0	2023-03-06	Updated the appearance of the H_1xHDMI2.0+1xDP1.2 input card.
V1.6.0	2023-02-17	Added the description of the H_4xfiber sending card.
V1.5.0	2022-12-05	<ul style="list-style-type: none"> • Added the descriptions of the H_4xDVI output card, H_4xHDMI output card and H_1xHDMI2.0 output card. • Updated the decoding capability description of the H_2xRJ45 IP input card.

Introduction

The H15 is NovaStar's newest generation of video wall splicer, featuring excellent image quality and designed especially for fine-pitch LED screens. The H15 can work as splicing processors that integrate both video processing and video control capabilities, or work as pure splicing processors. The whole unit adopts a modular and plug-in design, and allows for flexible configuration and hot swapping of input and output cards. Thanks to excellent features and stable performance, the H15 can be widely used in a variety of applications, such as energy and power, judicial departments and prisons, military command, water conservancy and hydrology, meteorologic earthquake prediction, enterprise management, metallurgy of steel, banking and finance, national defense, public security traffic management, exhibitions and presentations, production scheduling, radio and television, educational and scientific research, as well as stage rental applications.

Based on the powerful hardware FPGA system architecture, with a modular and plug-in design, the H15 features a stable and highly efficient pure hardware architecture, and provides a variety of connector modules for flexible and personalized configuration, allowing for easy maintenance and low failure rate. The H15 provides industry-standard input connectors, including HDMI, DVI, DP, VGA, CVBS, SDI and IP, and supports 10-bit video source input and processing, as well as 4K high-definition inputs and outputs. The H15 also provides three kinds of LED 4K sending cards, allowing for the backup between the OPT ports and Ethernet ports as well as ultra-long distance transmission. Moreover, the H15 supports multi-screen and multi-layer management, input and output EDID management and monitoring, input source renaming, BKG and OSD settings and more, bringing you a rich image construction experience.

In addition, the H15 adopts the B/S architecture and supports cross-platform, cross-system access and control without the need to install an application program. On a Windows, Mac, iOS, Android or Linux platform, online collaboration of multiple users is supported and the Web page response speed is very fast, which greatly improves on-site setup efficiency. What's more, the H15 supports online firmware update, allowing for easy hardware update on a PC.

Certifications

CCC, CE, FCC, IC, KC, UKCA, UL, CB, CMIM

If the product does not have the relevant certifications required by the countries or regions where it is to be sold, please contact NovaStar to confirm or address the problem. Otherwise, the customer shall be responsible for the legal risks caused or NovaStar has the right to claim compensation.

Features

Modular and plug-in design, free combination at your will

- Three kinds of LED 4K sending cards
- H_20xRJ45 sending card loads up to 13,000,000 pixels.

- H_16xRJ45+2xfiber sending card loads up to 10,400,000 pixels and provides two OPT ports that copy the outputs on Ethernet ports.
- H_4xfiber sending card loads up to 20,800,000 pixels and supports three working modes, including independent, copy and backup.
- The three cards mentioned above cannot be used together to load the same screen.
- Multi-capacity configuration on a single card slot
 - 4x 2Kx1K@60Hz
 - 2x 4Kx1K@60Hz
 - 2x 4Kx2K@60Hz
 - 1x 4Kx2K@60Hz
- Simple screen configuration using a single card and connector
- Online status monitoring of all input and output cards
- Hot-swappable input and output cards
- H_2xRJ45 IP input card supports up to 512 IP camera inputs and input mosaic.
- Auto decryption of HDCP-encrypted sources
- Decimal frame rates supported
- HDR10 and HLG processing

Multi-screen management for centralized control

- Each screen can have its output resolution.
- Output mosaic

Adopts the frame synchronization technology, ensuring all the output connectors output the image synchronously. The image is complete and played smoothly, without any stuck, frame loss, tearing or piecing.
- Irregular screen configuration

Supports irregular rectangle mosaic without any limitations.
- Input source grouping management
- Eye saver mode

Display the image in a warmer but less bright way to relieve eye strain.
- LCD bezel compensation

Diverse display possibilities for flexible configuration

- Multi-layer display
 - H15: A single card supports 16x 2K layers, 8x DL layers or 4x 4K layers.
 - H15 Enhanced: A single card supports 10x 2K layers, 5x DL layers or 2x 4K layers.
 - All layers support cross-connector output and the layer quantity is not reduced for cross-connector output.
- High-definition scrolling text

Customize the scrolling text content, such as slogans or notification messages, and set the text style, scrolling direction and speed.
- Up to 2,000 presets

Fade effect and seamless switching supported, less than 60ms preset switching duration
- Scheduled playback of preset playlist

Set whether to add the presets to playlist, which is ideal for monitoring, exhibitions, presentations, and other applications.
- OSD settings on a single screen and adjustable OSD transparency
- BKG settings

BKG images do not occupy the layer resources.

The max. width and height of a BKG image is up to 15K and 8K respectively.
- Channel logo management

Set a text or image logo for identifying the input source.
- Input source cropping and renaming after cropping

Crop any input source image and form a new input source after cropping.
- HDR and 10-bit video processing, allowing for a more exquisite and clear image
- Color adjustment

Output connector color and screen color adjustable, including the brightness, contrast, saturation, hue and Gamma
- XR scenario control
- 3D function

Work with NovaStar's 3D emitter – EMT200 to enjoy the 3D visual effect.
- Low latency

Reduce the latency from the input source to the receiving card to as low as 1 frame.

Web-page control, easy, friendly and convenient

- Web control

Real-time response and 1000M/100M self-adaptive network control, allowing for multi-user collaboration

- Monitoring of inputs and outputs on Web page
- Firmware update on Web page

- Ark Visualized Management and Control Platform app control on pad device

Status monitoring and redundant power supply for better stability and reliability

- Self-test for fault detection
- Auto monitoring and alarms

Supports hardware monitoring, such as fan rotation speed, module temperature and voltage, running status, and sends fault alarms if necessary.

- Supports an optional power supply for higher system reliability.
- Backup design
 - Backup between devices
 - Backup between LED 4K sending cards

Appearance

Front Panel




*The picture shown is for illustration purpose only. Actual product may vary due to product enhancement.

Notes:

- This product can only be placed horizontally. Do not mount vertically or upside-down.
- The product can be mounted in a standard 19-inch rack capable of withstanding at least four times the total weight of the mounted equipment. Twelve M5 screws should be used to fix the product.

Name	Description
LCD screen	Touchscreen displays the menus, submenus and messages, device status and monitoring information, and allows you to perform all the operations at your fingertips.


Rear Panel





*The picture shown is for illustration purpose only. Actual product may vary due to product enhancement.

Notes:




- The silkscreen marking "I-x" indicates the slot is dedicated to the input card. "I" stands for input and "x" stands for the slot number. For example, "I-1" indicates this slot is the 1st input slot and for installing an input card only.
- The silkscreen marking "O-x" indicates the slot is dedicated to the output card. "O" stands for output and "x" stands for the slot number. For example, "O-10" indicates this slot is the 10th output slot and for installing an output card only.
- The silkscreen marking "I/O-x" indicates the slot accepts both input and output cards.
- The silkscreen marking "MVR" indicates the slot is dedicated to the preview card only.




Input Card	
H_4xDVI input card	<div></div> <p>Support for single link and dual link input modes, and 10-bit input source HDCP 1.4 compliant Does not support interlaced signal input.</p> <ul style="list-style-type: none">• Single link mode:<ul style="list-style-type: none">– Four DVI connectors are all used for input.– Each connector supports the maximum resolution of 2048×1152@60Hz and the minimum resolution of 800×600@60Hz.



	<ul style="list-style-type: none"> – Custom resolutions: Max. width: 2560 pixels (2560×972@60Hz) Max. height: 2560 pixels (884×2560@60Hz) • Dual link mode: <ul style="list-style-type: none"> – Connectors 2 and 4 are used for input, and connectors 1 and 3 are unavailable. – Each connector supports the maximum resolution of 3840×1080@60Hz and the minimum resolution of 800×600@60Hz. – Custom resolutions: Max. width: 3840 pixels (3840×1124@60Hz) Max. height: 4095 pixels (1014×4095@60Hz) <p>Status LEDs:</p> <ul style="list-style-type: none"> • On: The input source is accessed normally. • Off: No input source is accessed or the input source is abnormal. <p>Specifications:</p> <ul style="list-style-type: none"> • Weight: 550 g • Dimensions: 193 mm × 247.12 mm × 21.15 mm • Power consumption: 9.4 W
H_4xHDMI input card	 <p>Support for 10-bit input source. Does not support interlaced signal input.</p> <p>For HDMI 1.3 inputs:</p> <ul style="list-style-type: none"> • Four connectors are all used for input. • Each connector supports the maximum resolution of 2048 × 1152@60Hz, and the minimum resolution of 800 × 600@60Hz. • Custom resolutions: Max. width: 2560 pixels (2560 × 972@60Hz) Max. height: 2560 pixels (884 × 2560@60Hz) • HDCP 1.4 compliant <p>For HDMI 1.4 inputs:</p> <ul style="list-style-type: none"> • Two HDMI 1.4 connectors are used for input, but two HDMI 1.3 connectors are unavailable. • Each connector supports the maximum resolution of 3840×1080@60Hz. • Custom resolutions: Max. width: 3840 pixels (3840×1124@60Hz) Max. height: 4095 pixels (1014×4095@60Hz) • HDCP 1.4 compliant <p>Status LEDs:</p> <ul style="list-style-type: none"> • On: The input source is accessed normally.

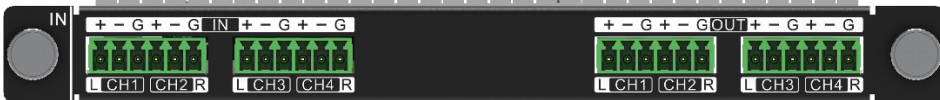

	<ul style="list-style-type: none"> • Off: No input source is accessed or the input source is abnormal. <p>Specifications:</p> <ul style="list-style-type: none"> • Weight: 550 g • Dimensions: 193 mm × 247.12 mm × 21.15 mm • Power consumption: 9.3 W
H_1xHDMI2.0+1xD P1.2 input card	 <p>Only one connector can be used each time.</p> <p>Set to use which connector on the Web page. The default option is HDMI 2.0 connector.</p> <p>Does not support interlaced signal input.</p> <ul style="list-style-type: none"> • 1x HDMI 2.0 <ul style="list-style-type: none"> – Backward compatible with HDMI 1.4 and HDMI 1.3 – Supports the maximum resolution of 3840 × 2160@60Hz. – HDCP 2.2 compliant – Custom resolutions: <ul style="list-style-type: none"> Max. width: 4092 pixels (4092 × 2261 @60Hz) Max. height: 4095 pixels (2188 × 4095@60Hz) • 1x DP 1.2 <ul style="list-style-type: none"> – Backward compatible with DP 1.1 – Supports the maximum resolution of 4096×2160@60Hz or 8192×1080@60Hz. – HDCP 2.2 compliant – Custom resolutions: <ul style="list-style-type: none"> Max. width: 8192 pixels (8192×1146@60Hz) Max. height: 4095 pixels (2188 × 4095@60Hz) <p>Status LEDs:</p> <ul style="list-style-type: none"> • On: The input source is accessed normally. • Off: No input source is accessed or the input source is abnormal. <p>Specifications:</p> <ul style="list-style-type: none"> • Weight: 550 g • Dimensions: 193 mm × 247.12 mm × 21.15 mm • Power consumption: 9.6 W


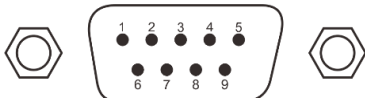
<p>H_2xHDMI2.0+2xD P1.2 input card</p>	<div data-bbox="488 165 1417 264"></div> <p>This card can be installed into the slots from I-1 to I-8 of the H15 and H15 Enhanced only.</p> <p>Two group inputs, each group with 1x HDMI 2.0 and 1x DP1.2 connector</p> <p>Only one connector of each group can be used each time.</p> <p>Set to use which connector on the Web page. The default option is HDMI 2.0 connector.</p> <p>Does not support interlaced signal input.</p> <ul style="list-style-type: none">• 2x HDMI 2.0<ul style="list-style-type: none">– Backward compatible with HDMI 1.4 and HDMI 1.3– Supports the maximum resolution of 3840x2160@60Hz.– HDCP 2.2 compliant– Custom resolutions:<ul style="list-style-type: none">Max. width: 4092 pixels (4092x2261@60Hz)Max. height: 4095 pixels (2188x4095@60Hz)• 2x DP1.2<ul style="list-style-type: none">– Backward compatible with DP 1.1– Supports the maximum resolution of 4096x2160@60Hz or 8192x1080@60Hz.– HDCP 2.2 compliant– Custom resolutions:<ul style="list-style-type: none">Max. width: 8192 pixels (8192x1146@60Hz)Max. height: 4095 pixels (2188x4095@60Hz) <p>Status LEDs:</p> <ul style="list-style-type: none">• On: The input source is accessed normally.• Off: No input source is accessed or the input source is abnormal. <p>Specifications:</p> <ul style="list-style-type: none">• Weight: 550 g• Dimensions: 193 mm x 247.12 mm x 21.15 mm• Power consumption: 9.8 W
<p>H_2xRJ45 IP input card</p>	<div data-bbox="488 1525 1434 1626"></div> <p>2x RJ45 Gigabit Ethernet ports</p> <p>Support for interlaced signal input</p> <ul style="list-style-type: none">• Supported protocols: RTSP, GB28181 and ONVIF• Supported coding formats: H.264 and H.265• Single card decoding capability:<ul style="list-style-type: none">– 4x 4Kx2K– 8x 4Kx1K– 16x 2Kx1K• DHCP compliant <p>Specifications:</p>


	<ul style="list-style-type: none"> • Weight: 550 g • Dimensions: 193 mm × 247.12 mm × 21.15 mm • Power consumption: 11.5 W
H_4x3G SDI input card	 <p>4x 3G-SDI</p> <ul style="list-style-type: none"> • Backward compatible with HD-SDI and SD-SDI • Supports ST-424 (3G), ST-292 (HD) and SMPTE 259 SD. • Each connector supports the maximum resolution of 1920×1080@60Hz. • Supports 1080i/576i/480i de-interlacing processing. • Does not support input resolution and bit depth settings. <p>Status LEDs:</p> <ul style="list-style-type: none"> • On: The input source is accessed normally. • Off: No input source is accessed or the input source is abnormal. <p>Specifications:</p> <ul style="list-style-type: none"> • Weight: 550 g • Dimensions: 193 mm × 247.12 mm × 21.15 mm • Power consumption: 12.6 W
H_2xCVBS+2xVGA input card	 <p>2x VGA</p> <ul style="list-style-type: none"> • Each connector supports the maximum resolution of 1920×1200@60Hz. <p>2x CVBS</p> <ul style="list-style-type: none"> • Supports PAL and NTSC. <p>Status LEDs:</p> <ul style="list-style-type: none"> • On: The input source is accessed normally. • Off: No input source is accessed or the input source is abnormal. <p>Specifications:</p> <ul style="list-style-type: none"> • Weight: 550 g • Dimensions: 193 mm × 247.12 mm × 21.15 mm • Power consumption: 9.3 W
H_4xVGA input card	 <p>4x VGA</p> <ul style="list-style-type: none"> • Each connector supports the maximum resolution of 1920×1200@60Hz. <p>Status LEDs:</p> <ul style="list-style-type: none"> • On: The input source is accessed normally. • Off: No input source is accessed or the input source is abnormal. <p>Specifications:</p> <ul style="list-style-type: none"> • Weight: 550 g

	<ul style="list-style-type: none"> • Dimensions: 193 mm × 247.12 mm × 21.15 mm • Power consumption: 16.2 W
H_2xDP1.1 input card	 <p>2x DP1.1</p> <ul style="list-style-type: none"> • Each connector supports the maximum resolution of 3840×1080@60Hz or 3840×2160@30Hz. • Custom resolutions: <ul style="list-style-type: none"> – Max. width: 3840 pixels (3840×1124@60Hz) – Max. height: 4095 pixels (1014×4095@60Hz) • Supports 8-bit and 10-bit inputs. • HDCP 1.3 compliant. • Does not support interlaced signal input. <p>Status LEDs:</p> <ul style="list-style-type: none"> • On: The input source is accessed normally. • Off: No input source is accessed or the input source is abnormal. <p>Specifications:</p> <ul style="list-style-type: none"> • Weight: 550 g • Dimensions: 193 mm × 247.12 mm × 21.15 mm • Power consumption: 11.5 W
H_1xDP1.2 input card	 <p>1x DP 1.2</p> <ul style="list-style-type: none"> • Backward compatible with DP 1.1 • Each connector supports the maximum resolution of 4096×2160@60Hz or 8192×1080@60Hz. • Custom resolutions: <ul style="list-style-type: none"> – Max. width: 8192 pixels (8192×1146@60Hz) – Max. height: 4095 pixels (2188×4095@60Hz) • HDCP 2.2 compliant. <p>Status LEDs:</p> <ul style="list-style-type: none"> • On: The input source is accessed normally. • Off: No input source is accessed or the input source is abnormal. <p>Specifications:</p> <ul style="list-style-type: none"> • Weight: 550 g • Dimensions: 193 mm × 247.12 mm × 21.15 mm • Power consumption: 9.4 W
H_1x12G SDI input card	 <ul style="list-style-type: none"> • 1x 12G-SDI IN <ul style="list-style-type: none"> – Backward compatible with 6G-SDI, 3G-SDI, HD-SDI and SD-SDI

	<ul style="list-style-type: none"> Supports ST-2082-1 (12G), ST-2081-1 (6G), ST-424 (3G), ST-292 (HD) and SMPTE 259 SD. Each connector supports the maximum resolution of 4096x2160@60Hz. Supports 1080i/576i/480i de-interlacing processing. Does not support input resolution and bit depth settings. <ul style="list-style-type: none"> 1x 12G-SDI LOOP <p>Loop out the 12G-SDI signal.</p> Status LEDs: <ul style="list-style-type: none"> On: The input or loop output is connected normally. Off: No input or loop output is connected or the input or loop output is abnormal. <p>Specifications:</p> <ul style="list-style-type: none"> Weight: 550 g Dimensions: 193 mm × 247.12 mm × 21.15 mm Power consumption: 12 W
H_2xHDMI2.0 input card	 <p>This card can be installed into the slots from I-1 to I-8 of the H15 and H15 Enhanced only.</p> <p>2x HDMI 2.0</p> <ul style="list-style-type: none"> Backward compatible with HDMI 1.4 and HDMI 1.3 Each connector supports the maximum resolution of 3840 × 2160@60Hz. Two 4K inputs can be connected at the same time. HDCP 2.2 compliant. Custom resolutions: <ul style="list-style-type: none"> Max. width: 4092 pixels (4092 × 2261 @60Hz) Max. height: 4095 pixels (2188 × 4095 @60Hz) Status LEDs: <ul style="list-style-type: none"> On: The input source is accessed normally. Off: No input source is accessed or the input source is abnormal. <p>Specifications:</p> <ul style="list-style-type: none"> Weight: 550 g Dimensions: 193 mm × 247.12 mm × 21.15 mm Power consumption: 9.6 W
H_1xHDMI2.0 input card	 <p>1x HDMI 2.0</p> <ul style="list-style-type: none"> Backward compatible with HDMI 1.4 and HDMI 1.3 Each connector supports the maximum resolution of 3840 × 2160@60Hz. HDCP 2.2 compliant. Custom resolutions: <ul style="list-style-type: none"> Max. width: 4092 pixels (4092 × 2261 @60Hz)

	<ul style="list-style-type: none"> Max. height: 4095 pixels (2188 × 4095@60Hz) <ul style="list-style-type: none"> Status LEDs: <ul style="list-style-type: none"> On: The input source is accessed normally. Off: No input source is accessed or the input source is abnormal. <p>Specifications:</p> <ul style="list-style-type: none"> Weight: 550 g Dimensions: 193 mm × 247.12 mm × 21.15 mm Power consumption: 9.3 W
H_2xAudio input+2xAudio output card	 <p>Single channel: 4x phoenix audio inputs, 4x phoenix audio outputs Dual channel: 2x phoenix audio inputs, 2x phoenix audio outputs</p> <ul style="list-style-type: none"> Audio sampling rate: 48 kHz When the single channel balanced audio is used as the audio source, both the input and output audio channels are four. When the dual channel balanced audio is used as the audio source, both the input and output channels will be halved. Output the accompanied audio of the video input connector and the audio of the audio input card. Output volume adjustment and one-click mute function supported Switching between the single channel and dual channel Audio output delay supported <p>Specifications:</p> <ul style="list-style-type: none"> Weight: 550 g Dimensions: 193 mm × 247.12 mm × 21.15 mm Power consumption: 6 W
H_4xHDBaseT input card	 <p>4x RJ45 Gigabit Ethernet ports Support for single link and dual link input modes, and accompanied audio</p> <ul style="list-style-type: none"> Single link input: <ul style="list-style-type: none"> Four connectors are all available for input. Each connector supports the maximum resolution of 1920×1080@60Hz. Custom resolution: <ul style="list-style-type: none"> Max. width: 2560 pixels (2560×983@60Hz) Max. height: 2560 pixels (884×2560@60Hz) HDCP 1.4 compliant Dual link input: <ul style="list-style-type: none"> Connector 2 and 4 are available for input. Each connector supports the maximum resolution of 3840×2160@30Hz. Custom resolution: <ul style="list-style-type: none"> Max. width: 3840 pixels (3840×1202@60Hz) Max. height: 3840 pixels (1092×3840@60Hz) HDCP 1.4 compliant

	<p>Status LEDs:</p> <ul style="list-style-type: none">• Green: Indicating the input source access status<ul style="list-style-type: none">– On: The input source is accessed normally.– Off: No input source is accessed.• Yellow: Indicating the input source status<ul style="list-style-type: none">– On: The input source is normal.– Off: The input source has no signal or the input source is abnormal.– Flashing: The connector is in communication. <p>Specifications:</p> <ul style="list-style-type: none">• Weight: 500 g• Dimensions: 193 mm × 247.12 mm × 21.15 mm• Power consumption: 39 W																																								
H_STD I/O card	<div></div> <p>This card can be installed into the input card slots.</p> <ul style="list-style-type: none">• 2x COM <p>Programmable RS422/RS485/RS232 ports that are used to control the devices that adopt RS422/RS485/RS232 protocol</p> <ul style="list-style-type: none">– COM port pins are shown as below: <div></div> <ul style="list-style-type: none">– Pin wirings are shown as below: <table><tr><th>PIN</th><th>1</th><th>2</th><th>3</th><th>4</th><th>5</th><th>6</th><th>7</th><th>8</th><th>9</th></tr><tr><td>RS-232</td><td colspan="9">—RXD—TXD—GND—</td></tr><tr><td>RS-422</td><td colspan="9">RXD- —TXD+ GND RXD+ —TXD-</td></tr><tr><td>RS-485</td><td colspan="9">—A —B</td></tr></table> <ul style="list-style-type: none">• 1x ETHERNET<ul style="list-style-type: none">– Control the device connected to this card.– 10/100Mbps self-adaptive– TCP/IP protocol and UDP/IP protocol supported• 3x I/O<ul style="list-style-type: none">– Trigger the execution of the function requirements via programming.– Input and output modes supported– Pins 1, 2 and 3 can be set to either the input or output, and pin G is the common grounding pin for pins 1, 2 and 3.• 3x RELAY OUT<ul style="list-style-type: none">– Connect to the relay to control the power on and off the connected device.– Voltage: 30 VDC, current: 3A at maximum– Six pins are divided into three groups, which can be connected or	PIN	1	2	3	4	5	6	7	8	9	RS-232	—RXD—TXD—GND—									RS-422	RXD- —TXD+ GND RXD+ —TXD-									RS-485	—A —B								
PIN	1	2	3	4	5	6	7	8	9																																
RS-232	—RXD—TXD—GND—																																								
RS-422	RXD- —TXD+ GND RXD+ —TXD-																																								
RS-485	—A —B																																								

	<p>disconnected via programming.</p> <ul style="list-style-type: none"> • 3x IR OUT <ul style="list-style-type: none"> – Programmable infrared control supported – Pins 1, 2 and 3 are used for infrared emission, and pin G is the common grounding pin for pins 1, 2 and 3. <p>Specifications:</p> <ul style="list-style-type: none"> • Weight: 400 g • Dimensions: 193 mm × 247.12 mm × 21.15 mm • Power consumption: 1.2 W
Output Card	
H_4xDVI output card	 <p>4x SL-DVI</p> <p>Support for single output and dual link output</p> <ul style="list-style-type: none"> • Single link output: <ul style="list-style-type: none"> – Four connectors are all available for output. – Each connector supports the maximum resolution of 2048×1152@60Hz. – Custom resolutions: <ul style="list-style-type: none"> Max. width: 2560 pixels (2560×972@60Hz) Max. height: 2560 pixels (884×2560@60Hz) – Supports 8-bit RGB 4:4:4/YCbCr 4:4:4/YCbCr 4:2:2 output. – Supports 10-bit YCbCr 4:4:4 output. • Dual link output: <ul style="list-style-type: none"> – Connectors 2 and 4 are available for output. – Connector 1 copies the output on connector 2, and connector 3 copies the output on connector 4. – Adopts HDMI 1.4 protocol. – Each connector supports the maximum resolution of 4096×2160@30Hz/3840×1080@60Hz. – Custom resolutions: <ul style="list-style-type: none"> Max. width: 4096 pixels (4096×1124@60Hz) Max. height: 4096 pixels (1014×4096@60Hz) – Supports 8-bit RGB 4:4:4/YCbCr 4:4:4/YCbCr 4:2:2 output. – Supports 10-bit YCbCr 4:4:4 output. <p>Status LEDs:</p> <ul style="list-style-type: none"> • On: The output connector is connected normally. • Off: The output connector is not connected. <p>Specifications:</p> <ul style="list-style-type: none"> • Weight: 500 g • Dimensions: 193 mm × 247.12 mm × 21.15 mm • Power consumption: 22.9 W

H_4xHDMI output card



4x HDMI 1.4

Support for single output and dual link output

- Single link output:

- Four connectors are all available for output.
- Each connector supports the maximum resolution of 2048×1152@60Hz.
- Custom resolutions:
Max. width: 2560 pixels (2560×972@60Hz)
Max. height: 2560 pixels (884×2560@60Hz)
- Supports 8-bit RGB 4:4:4/YCbCr 4:4:4/YCbCr 4:2:2 output.
- Supports 10-bit RGB 4:4:4/YCbCr 4:4:4 output.

- Dual link output:

- Connectors 2 and 4 are available for output.
Connector 1 copies the output on connector 2, and connector 3 copies the output on connector 4.
- Each connector supports the maximum resolution of 4096×2160@30Hz/3840×1080@60Hz.
- Custom resolutions:
Max. width: 4096 pixels (4096×1124@60Hz)
Max. height: 4096 pixels (1014×4096@60Hz)
- Supports 8-bit RGB 4:4:4/YCbCr 4:4:4/YCbCr 4:2:2 output.
- Supports 10-bit RGB 4:4:4/YCbCr 4:4:4 output.

Status LEDs:

- On: The output connector is connected normally.
- Off: The output connector is not connected.

Specifications:

- Weight: 500 g
- Dimensions: 193 mm × 247.12 mm × 21.15 mm
- Power consumption: 22.1 W


H_1xHDMI2.0 output card



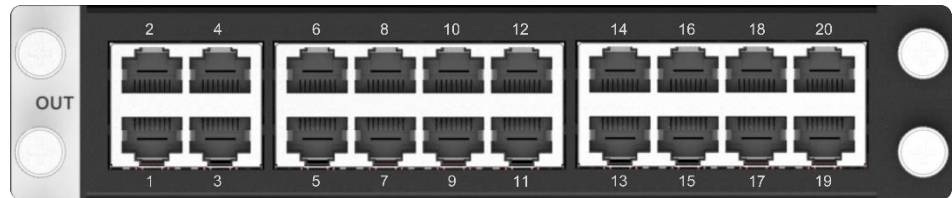
- 2x HDMI 2.0

- Connector 2 copies the output on connector 1.
- The connector supports the maximum resolution of 8192×1080@60Hz/4096×2160@60Hz.
- Custom resolutions:
Max. width: 8192 pixels (8192×1146@60Hz)
Max. height: 7680 pixels (1092×7680@60Hz)
- Supports 8-bit or 10-bit RGB 4:4:4/YCbCr 4:4:4/YCbCr 4:2:2 output.

- Status LEDs:

	<ul style="list-style-type: none"> – On: The output connector is connected normally. – Off: The output connector is not connected. <p>Specifications:</p> <ul style="list-style-type: none"> • Weight: 500 g • Dimensions: 193 mm × 247.12 mm × 21.15 mm • Power consumption: 21 W
H_16xRJ45+2xfiber sending card	 <p>LED 4K sending card can load up to 10,400,000 pixels (max. width: 10,240 pixels, max. height: 10,240 pixels).</p> <p>This card occupies two slots.</p> <ul style="list-style-type: none"> • 16x RJ45 Gigabit Ethernet outputs <ul style="list-style-type: none"> – Bit depth: 8-bit A single Ethernet port loads up to 650,000 pixels. – Bit depth: 10-bit A single Ethernet port loads up to 320,000 pixels. – Backup between Ethernet ports • 2x OPT outputs <ul style="list-style-type: none"> – Support both SMF and MMF transmission. – OPT 1 copies and outputs the data on Ethernet ports 1–8. – OPT 2 copies and outputs the data on Ethernet ports 9–16. <p>Specifications:</p> <ul style="list-style-type: none"> • Weight: 600 g • Dimensions: 193 mm × 247.12 mm × 41.25 mm • Power consumption: 34.2 W <p>Note:</p> <p>For the optical module connected to the OPT port, you need to order or purchase separately.</p>

H_20xRJ45 sending card



LED 4K sending card can load up to 13,000,000 pixels (max. width: 10,752 pixels, max. height: 10,752 pixels).

This card occupies two slots.

- 20x RJ45 Gigabit Ethernet outputs
 - Bit depth: 8-bit
A single Ethernet port loads up to 650,000 pixels.
 - Bit depth: 10-bit
A single Ethernet port loads up to 320,000 pixels.

- Backup between Ethernet ports

Specifications:

- Weight: 600 g
- Dimensions: 193 mm × 247.12 mm × 41.25 mm
- Power consumption: 40.1 W

H_4xfiber sending card



4x 10G OPT ports

This card can load up to 20,800,000 pixels (max. width: 16,384 pixels, max. height: 16,384 pixels)

- Independent, copy and backup modes are supported.
- SM and MM optical modules are both supported, with a transmission distance of up to 10 km.
- Supports 8-bit and 10-bit outputs.
- The optical module supports SFP+ encapsulation. The supported module specifications include the followings:
 - 10G SFP+ SR optical module
 - 10G SFP+ LR optical module

Independent

Four OPT ports are all used for output and have the same loading capacity. The loading capacity of one port is equal to that of 8 Ethernet ports.

Copy



OPT 1 and OPT 2 are used for main output. OPT 3 copies the output on OPT 1, while OPT 4 copies the output on OPT 2.



Backup

OPT 1 and OPT 2 are used for main output. OPT 3 serves as the backup of OPT 1, while OPT 4 serves as the backup of OPT 2.

Specifications:

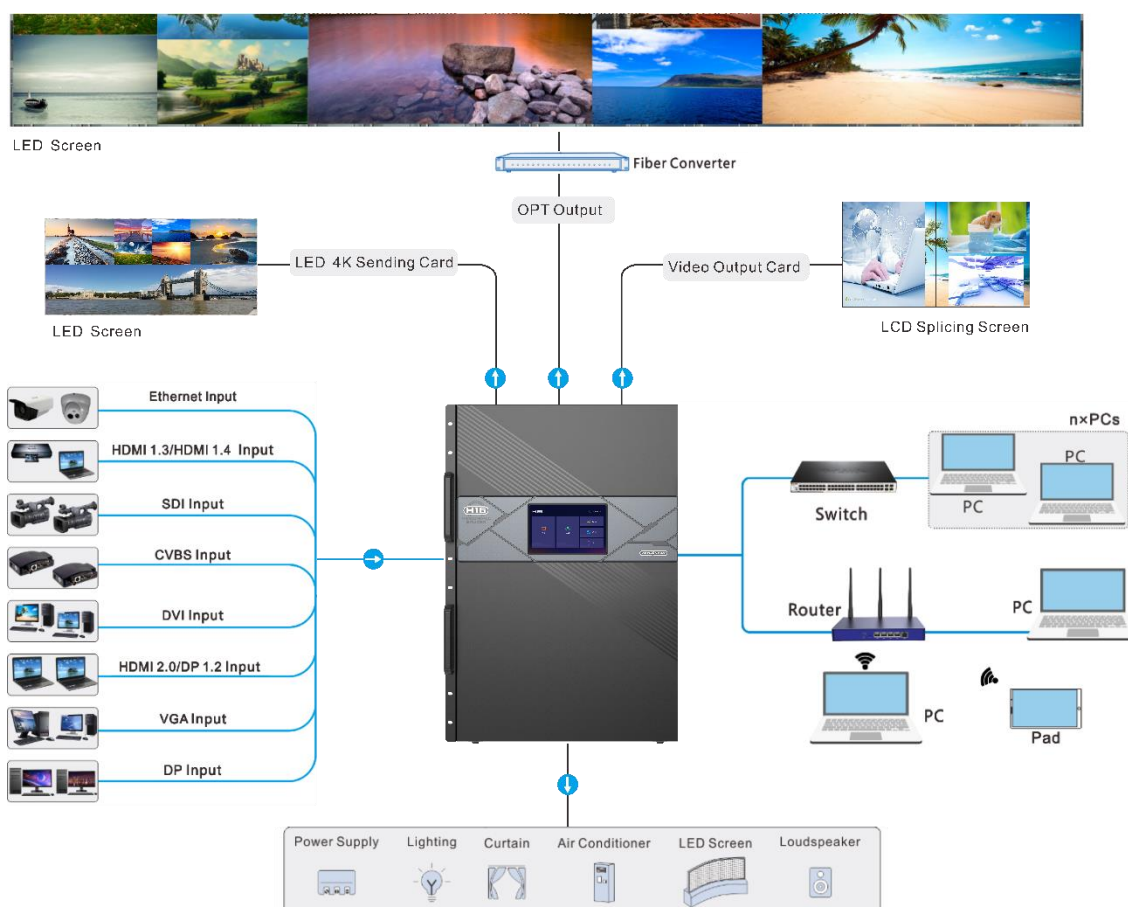
- Weight: 500 g
- Dimensions: 193 mm × 247.12 mm × 21.15 mm
- Power consumption: 39 W

	<p>Notes:</p> <ul style="list-style-type: none"> • Four 10G SFP+ LR optical modules are included with the card and are already installed into the OPT ports. • When the screen is loaded by the H_4xfiber sending card, the preset transition effect supports cut only. • When the screen is loaded by the H_4xfiber sending card, NovaLCT V5.4.4.6.CRM7401 is required for screen configurations.
H_4x3G-SDI output card	 <p>4x 3G-SDI</p> <ul style="list-style-type: none"> • Backward compatible with HD-SDI and SD-SDI output • Each connector supports the maximum resolution of 1920×1080@60Hz. • Supports 10-bit YCbCr 4:2:2 output. • Supports Level A format only. • Supports the following standard output resolutions: <ul style="list-style-type: none"> – PAL: 720×576i@50Hz – NTSC: 720×480i@59.94Hz – 1920×1080i@50/59.94/60Hz – 1280×720p@23.98/24/25/29.97/30/50/59.94/60Hz – 1920×1080p@23.98/24/25/29.97/30/50/59.94/60Hz <p>Specifications:</p> <ul style="list-style-type: none"> • Weight: 500 g • Dimensions: 193 mm × 247.12 mm × 21.15 mm • Power consumption: 24 W
H_4xHDBaseT output card	 <p>4x RJ45 Gigabit Ethernet ports</p> <p>Support for single link and dual link output modes, and accompanied audio</p> <p>This card does not support the fade transition effect.</p> <ul style="list-style-type: none"> • Single link output: <ul style="list-style-type: none"> – Four connectors are all available for output. – Each connector supports the maximum resolution of 2048×1152@60Hz. – Custom resolution: <ul style="list-style-type: none"> Max. width: 2560 pixels (2560×983@60Hz) Max. height: 2560 pixels (884×2560@60Hz) – Supports 8-bit RGB 4:4:4/YCbCr 4:4:4/YCbCr 4:2:2 output. – Supports 10-bit YCbCr4:4:4 output. • Dual link input: <ul style="list-style-type: none"> – Connector 2 and 4 are available for output. Connector 1 copies the output on connector 2, and connector 3 copies the output on connector 4. – Each connector supports the maximum resolution of 4096×2160@30Hz/3840×1080@60Hz. – Custom resolution: <ul style="list-style-type: none"> Max. width: 4096 pixels (4096×1130@60Hz) Max. height: 4096 pixels (1014×4096@60Hz) – Supports 8-bit RGB 4:4:4/YCbCr 4:4:4/YCbCr 4:2:2 output.

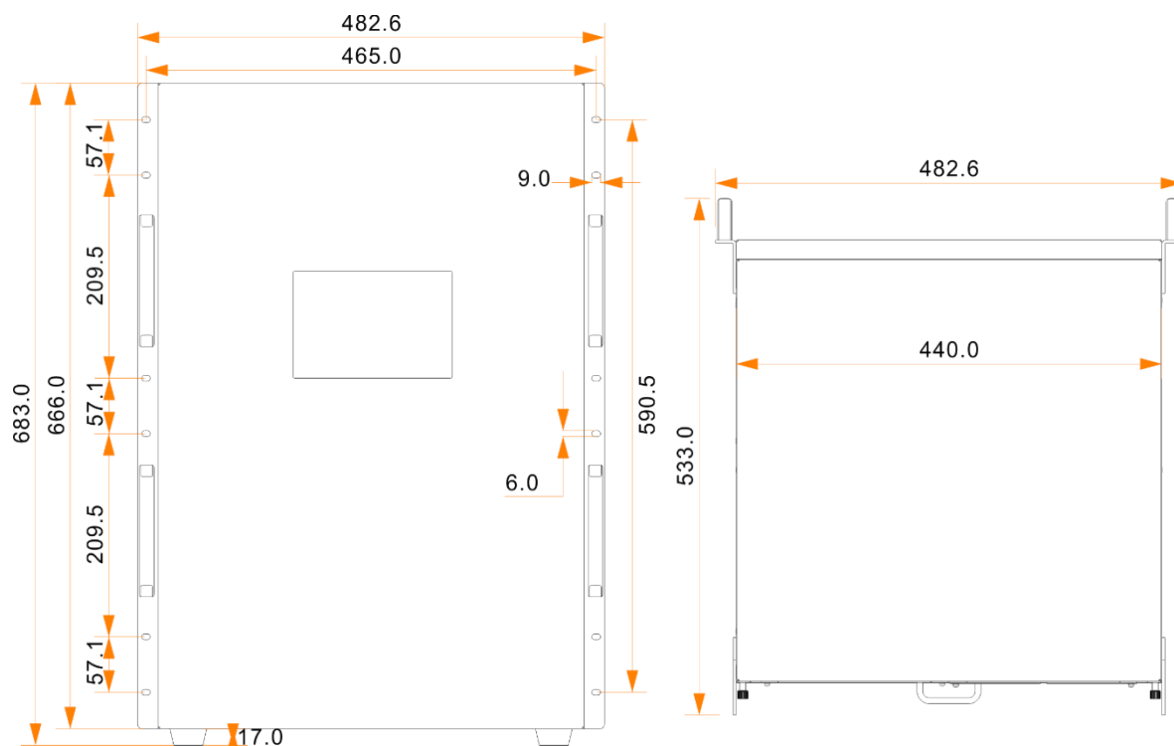
	<ul style="list-style-type: none"> Supports 10-bit YCbCr4:4:4 output. <p>Status LEDs:</p> <ul style="list-style-type: none"> Green (on), yellow (flashing): The backend device is connected via the Ethernet cable. Green (off), yellow (off): The backend device or Ethernet cable is not connected. <p>Specifications:</p> <ul style="list-style-type: none"> Weight: 500 g Dimensions: 193 mm × 247.12 mm × 21.15 mm Power consumption: 32 W
H_2xRJ45+1xHDMI 1.3 preview card	 <ul style="list-style-type: none"> 2x RJ45 Gigabit Ethernet outputs Connect to the network for monitoring the inputs and outputs. 1x HDMI 1.3 Connect to a monitor for displaying the monitoring information. <p>Specifications:</p> <ul style="list-style-type: none"> Weight: 500 g Dimensions: 193 mm × 247.12 mm × 21.15 mm Power consumption: 19.5 W <p>Note:</p> <p>The monitoring of the first output card on the H15 Enhanced version is unavailable.</p>
H_Control Card	
	
GENLOCK	<p>Supports bi-level and tri-level.</p> <ul style="list-style-type: none"> IN: Accept the Genlock signal. LOOP: Loop the Genlock signal.
ETHERNET	<p>A Gigabit Ethernet port</p> <ul style="list-style-type: none"> Connect to the control PC for communication. Connect to the router, switch or PC. For Web control and NovaLCT screen configuration
USB 1 & USB 2	<p>2x USB 2.0</p> <ul style="list-style-type: none"> Update the device program. Import or export the device configuration parameters. <p>Note:</p> <p>The USB connectors cannot provide power for the connected devices.</p>
COM	<p>A serial port that adopts RS232 serial protocol</p> <p>Support for central control system</p> <ul style="list-style-type: none"> IN: Accept the signal from the central control system.

	<ul style="list-style-type: none"> • OUT: Loop the signal. <p>Note:</p> <p>The COM port cannot be connected to the network (router or switch) or LED cabinet (receiving card).</p>
Power switch	<ul style="list-style-type: none"> • – / ON: Power on the device. • O / OFF: Power off the device.
Specifications	<ul style="list-style-type: none"> • Weight: 500 g • Dimensions: 193 mm × 247.12 mm × 21.15 mm • Power consumption: 6.2 W

Applications



Dimensions



Tolerance: ± 0.5 Unit: mm

Specifications

Model		H15	
Chassis		H15	H15 Enhanced
Rack Unit		15U	
Max. Input Cards		30	
Max. Input Channels		120	
Max. Output Cards		10	16
Max. Output Channels		40	64
Max. Layers		160 (Up to 16 layers per card)	160 (Up to 10 layers per card)
Max. Loading Capacity	H_16xRJ45+2xfiber sending card	104 million pixels	166.4 million pixels
	H_20xRJ45 sending card	130 million pixels	208 million pixels
	H_4xfiber sending card	208 million pixels	332.8 million pixels
Electrical	Power connector	100–240V~, 50/60Hz, 10A–5A	

Specifications		Notes: <ul style="list-style-type: none"> • The H15 comes with dual power supplies. Connect both power connectors when you use the device. • Two redundant power supplies are optional.
	Power consumption	900 W
Operating Environment	Temperature	0°C to 45°C
	Humidity	0% RH to 80% RH, non-condensing
Storage Environment	Temperature	–10°C to +60°C
	Humidity	0% RH to 95% RH, non-condensing
Physical Specifications	Dimensions	482.6 mm × 683.0 mm × 533.0 mm
	Net weight	41.1 kg (chassis)
	Gross weight	53.4 kg (chassis)
Noise Level (typical at 25°C /77°F)		45 dB (A)
Packing Information	Packing box	775 mm × 675 mm × 845 mm
	Accessories	2x Power cords 1x RJ45 Ethernet cable 1x Grounding cable 1x HDMI cable 1x Quick Start Guide 1x Certificate of Approval 1x Safety Manual 1x Custom Letter

Video Source Features

Input Connector	Color Depth		Max. Input Resolution
HDMI 2.0	8-bit	RGB 4:4:4	4096×2160@60Hz 8192×1080@60Hz
		YCbCr 4:4:4	
		YCbCr 4:2:2	
		YCbCr 4:2:0	4096×2160@60Hz
	10-bit	RGB 4:4:4	4096×2160@30Hz
		YCbCr 4:4:4	4096×1080@60Hz
		YCbCr 4:2:2	4096×2160@60Hz
		YCbCr 4:2:0	
	12-bit	RGB 4:4:4	4096×2160@30Hz
		YCbCr 4:4:4	4096×1080@60Hz
		YCbCr 4:2:2	4096×2160@60Hz
		YCbCr 4:2:0	
DP 1.2	8-bit	RGB 4:4:4	4096×2160@60Hz 8192×1080@60Hz
		YCbCr 4:4:4	
		YCbCr 4:2:2	

Input Connector	Color Depth		Max. Input Resolution
	10-bit	YCbCr 4:2:0	Not supported
		RGB 4:4:4	4096×2160@30Hz
		YCbCr 4:4:4	4096×1080@60Hz
		YCbCr 4:2:2	4096×2160@60Hz
	12-bit	YCbCr 4:2:0	Not supported
		RGB 4:4:4	4096×2160@30Hz
		YCbCr 4:4:4	4096×1080@60Hz
		YCbCr 4:2:2	4096×2160@60Hz
HDMI 1.4 DP 1.1	8-bit	RGB 4:4:4	4096×1080@60Hz
		YCbCr 4:4:4	
		YCbCr 4:2:2	
		YCbCr 4:2:0	Not supported
	10-bit	RGB 4:4:4	2048×1152@60Hz
		YCbCr 4:4:4	
		YCbCr 4:2:2	4096×1080@60Hz
		YCbCr 4:2:0	Not supported
HDMI 1.3	8-bit	RGB 4:4:4	2048×1152@60Hz
		YCbCr 4:4:4	
		YCbCr 4:2:2	
		YCbCr 4:2:0	Not supported
	10-bit	RGB 4:4:4	2048×1152@60Hz
		YCbCr 4:4:4	
		YCbCr 4:2:2	
		YCbCr 4:2:0	Not supported
	12-bit	RGB 4:4:4	2048×1152@60Hz
		YCbCr 4:4:4	
		YCbCr 4:2:2	
		YCbCr 4:2:0	Not supported
SL-DVI	8-bit	RGB 4:4:4	2048×1152@60Hz
DL-DVI	8-bit	RGB 4:4:4	3840×1080@60Hz
VGA CVBS	-	RGB 4:4:4	1920×1080@60Hz
3G-SDI	<ul style="list-style-type: none"> Supports up to 1920×1080@60Hz video inputs. Input resolution and bit depth settings are not allowed. Supports ST-424 (3G) and ST-292 (HD). 		
12G-SDI	<ul style="list-style-type: none"> Supports up to 4096×2160@60Hz video inputs. Input resolution and bit depth settings are not allowed. 		

Input Connector	Color Depth	Max. Input Resolution
	• Supports ST-2082-1 (12G), ST-2081-1 (6G), ST-424 (3G) and ST-292 (HD).	

Notes and Cautions

Notes For Battery

- The battery is not intended to be replaced.
- Disposal of a battery into fire or a hot oven, or mechanically crushing or cutting of a battery can result in an explosion.
- Leaving a battery in an extremely high temperature surrounding environment can result in an explosion or the leakage of flammable liquid or gas.
- A battery subjected to extremely low air pressure may result in an explosion or the leakage of flammable liquid or gas.

Notes for Installation

When the product needs to be installed on the rack, 12 screws at least M5*8 should be used to fix it. The rack for installation shall bear at least four times the total weight of the mounted equipment.

- Elevated Operating Ambient** - If installed in a closed or multi-unit rack assembly, the operating ambient temperature of the rack environment may be greater than room ambient. Therefore, consideration should be given to installing the equipment in an environment compatible with the maximum ambient temperature (T_{ma}) specified by the manufacturer.
- Reduced Air Flow** - Installation of the equipment in a rack should be such that the amount of air flow required for safe operation of the equipment is not compromised.
- Mechanical Loading** - Mounting of the equipment in the rack should be such that a hazardous condition is not achieved due to uneven mechanical loading.
- Circuit Overloading** - Consideration should be given to the connection of the equipment to the supply circuit and the effect that overloading of the circuits might have on overcurrent protection and supply wiring. Appropriate consideration of equipment nameplate ratings should be used when addressing this concern.
- Reliable Earthing** - Reliable earthing of rack-mounted equipment should be maintained. Particular attention should be given to supply connections other than direct connections to the branch circuit (e.g. use of power strips).

FCC Caution

Any changes or modifications not expressly approved by the party responsible for compliance could void the user's authority to operate the equipment.

This device complies with part 15 of the FCC Rules. Operation is subject to the following two conditions: (1) This device may not cause harmful interference, and (2) this device must accept any interference received, including interference that may cause undesired operation.

Note: This equipment has been tested and found to comply with the limits for a Class A digital device, pursuant to part 15 of the FCC Rules. These limits are designed to provide reasonable protection against harmful interference when the equipment is operated in a commercial environment. This equipment generates, uses, and can radiate radio frequency energy and, if not installed and used in accordance with the instruction manual, may cause harmful interference to radio communications. Operation of this equipment in a residential area is likely to cause harmful interference in which case the user will be required to correct the interference at his own expense.

Others

- This is Class A product. In a domestic environment, this product may cause radio interference in which case the user may be required to take adequate measures.
- Please read the specifications thoroughly and use the product in accordance with the requirements. If you have any questions about the specifications, please contact us immediately. If you use the product improperly, not following the requirements, or for illegal purposes, you shall be solely responsible for any consequences arising therefrom.

Copyright © 2023 Xi'an NovaStar Tech Co., Ltd. All Rights Reserved.

No part of this document may be copied, reproduced, extracted or transmitted in any form or by any means without the prior written consent of Xi'an NovaStar Tech Co., Ltd.

Trademark

 is a trademark of Xi'an NovaStar Tech Co., Ltd.

Statement

Thank you for choosing NovaStar's product. This document is intended to help you understand and use the product. For accuracy and reliability, NovaStar may make improvements and/or changes to this document at any time and without notice. If you experience any problems in use or have any suggestions, please contact us via the contact information given in this document. We will do our best to solve any issues, as well as evaluate and implement any suggestions.

| [Official website](http://www.novastar.tech)
| www.novastar.tech

| [Technical support](mailto:support@novastar.tech)
| support@novastar.tech