


MRV216

Receiving Card



Specifications

Change History

Document Version	Release Date	Description
V1.1.2	2022-03-26	<ul style="list-style-type: none"> Added the certifications description. Added the dimensions diagram description. Updated some feature descriptions. Updated the pins section.
V1.1.1	2020-09-11	<ul style="list-style-type: none"> Optimized the feature description. Optimized the legends in the appearance diagram. Optimized the indicator description. Optimized the dimensions diagram.
V1.1.0	2020-04-10	<ul style="list-style-type: none"> Updated the maximum loading capacity. Updated the feature description.
V1.0.0	2020-01-06	First release

Introduction

The MRV216 is a general receiving card developed by NovaStar. A single MRV216 supports resolutions up to 512x384@60Hz (NovaLCT V5.3.0 or later required). Supporting various functions such as the brightness calibration, quick adjustment of dark or bright lines, 3D, and individual gamma adjustment for RGB, the MRV216 can significantly improve the display effect and user experience.

The MRV216 uses 16 standard HUB75E connectors for communication, resulting in high stability. It supports up to 32 groups of parallel RGB data and is suitable for various on-site setups.

Certifications

RoHS, EMC Class A

If the product does not have the relevant certifications required by the countries or regions where it is to be sold, please contact NovaStar to confirm or address the problem. Otherwise, the customer shall be responsible for the legal risks caused or NovaStar has the right to claim compensation.

Features

Improvements to Display Effect

- Brightness Calibration**
 Work with NovaStar's high-precision calibration system to calibrate the brightness of each pixel, effectively removing brightness differences and enabling high brightness consistency.
- Quick adjustment of dark or bright lines**
 The dark or bright lines caused by splicing of modules and cabinets can be adjusted to improve the visual experience. The adjustment can be easily made and takes effect immediately.
- 3D function**
 Working with the sending card that supports 3D function, the receiving card supports 3D image output.
- Individual gamma adjustment for RGB**
 Working with NovaLCT (V5.2.0 or later) and the sending card that supports this function, the receiving card supports individual adjustment of red gamma, green gamma and blue gamma, which can effectively control image non-uniformity under low grayscale and white balance offset, allowing for a more realistic image.

Improvements to Maintainability


- Mapping function**
 The cabinets display the receiving card number and Ethernet port information, allowing users to easily obtain the locations and connection topology of receiving cards.

- Temperature and voltage monitoring
The temperature and voltage of the receiving card can be monitored without using peripherals.
- Bit error detection
The Ethernet port communication quality of the receiving card can be monitored and the number of erroneous packets can be recorded to help troubleshoot network communication problems.
NovaLCT V5.2.0 or later is required.
- Firmware program readback
The receiving card firmware program can be read back and saved to the local computer.
NovaLCT V5.2.0 or later is required.
- Configuration parameter readback
The receiving card configuration parameters can be read back and saved to the local computer.

Improvements to Reliability

- Loop backup
The receiving card and sending card form a loop via the main and backup line connections. If a fault occurs at a location of the lines, the screen can still display the image normally.
- Dual program backup
Two copies of firmware program are stored in the application area of the receiving card at the factory to avoid the problem that the receiving card may get stuck abnormally during program update.

Appearance



All product pictures shown in this document are for illustration purpose only. Actual product may vary.

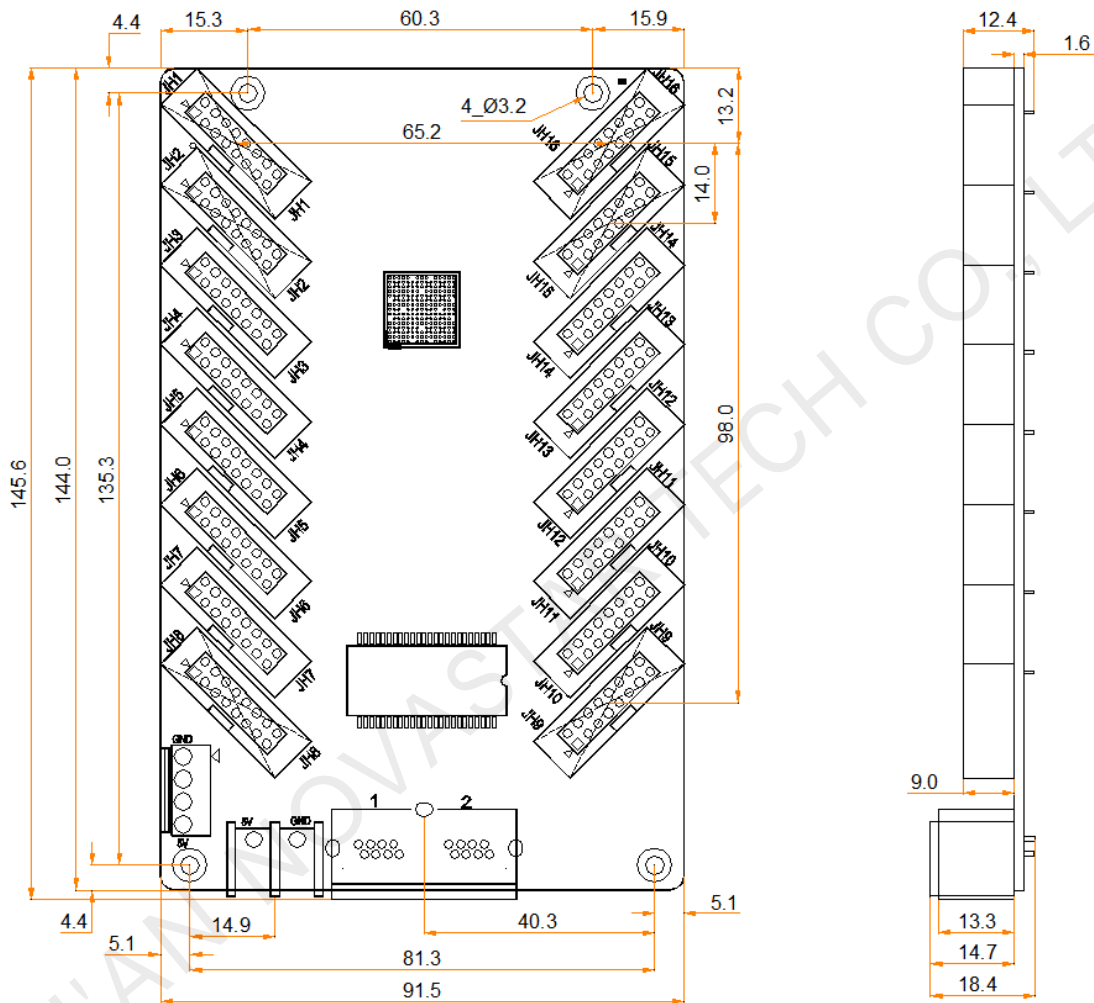
Indicators

Indicator	Color	Status	Description
Running indicator	Green	Flashing once every 1s	The receiving card is functioning normally. Ethernet cable connection is normal, and video source input is available.
		Flashing once every 3s	Ethernet cable connection is abnormal.
		Flashing 3 times every 0.5s	Ethernet cable connection is normal, but no video source input is available.
		Flashing once every 0.2s	The receiving card failed to load the program in the application area and is now using the backup program.
		Flashing 8 times every 0.5s	A redundancy switchover occurred on the Ethernet port

Indicator	Color	Status	Description
			and the loop backup has taken effect.
Power indicator	Red	Always on	The power supply is normal.

Dimensions

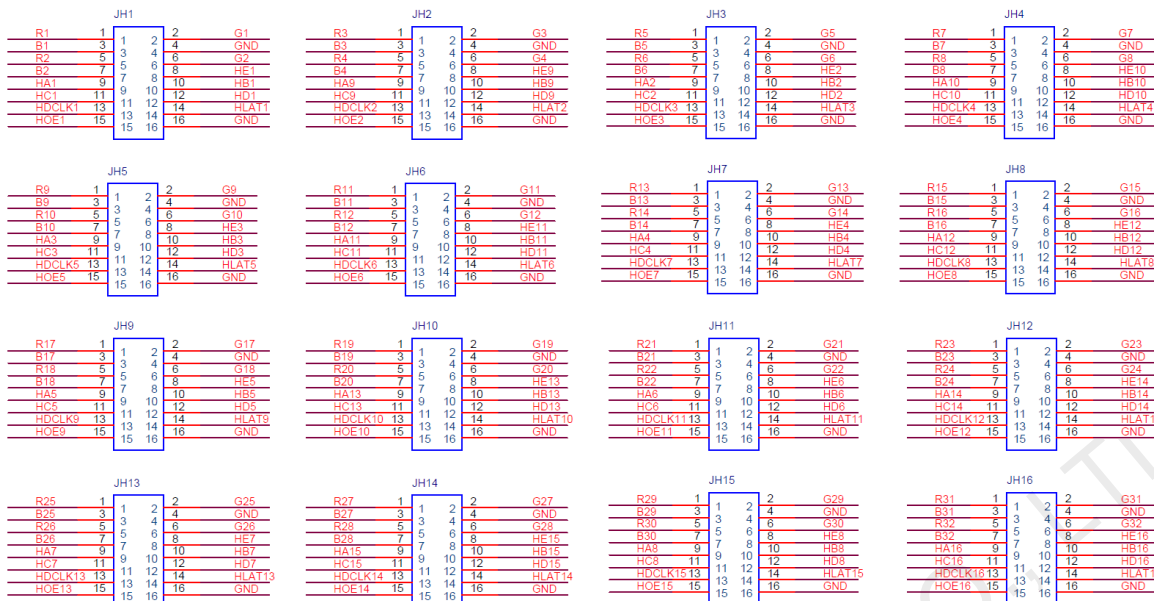
The board thickness is not greater than 2.0 mm, and the total thickness (board thickness + thickness of components on the top and bottom sides) is not greater than 19.0 mm. Ground connection (GND) is enabled for mounting holes.



Tolerance: ±0.3 Unit: mm

To make molds or trepan mounting holes, please contact NovaStar for a higher-precision structural drawing.

Pins



Pin Definitions (Take JH1 as an example)					
/	R1	1	2	G1	/
/	B1	3	4	GND	Ground
/	R2	5	6	G2	/
/	B2	7	8	HE1	Line decoding signal
Line decoding signal	HA1	9	10	HB1	Line decoding signal
Line decoding signal	HC1	11	12	HD1	Line decoding signal
Shift clock	HDCLK1	13	14	HLAT1	Latch signal
Display enable signal	HOE1	15	16	GND	Ground

Specifications

Maximum Resolution	PWM IC: 512x384@60Hz; Common IC: 384x384@60Hz	
Electrical Specifications	Input voltage	DC 3.3 V to 5.5 V
	Rated current	0.5 A
	Rated power consumption	2.5 W
Operating Environment	Temperature	-20°C to +70°C
	Humidity	10% RH to 90% RH, non-condensing
Storage Environment	Temperature	-25°C to +125°C
	Humidity	0% RH to 95% RH, non-condensing
Physical Specifications	Dimensions	145.6 mm x 91.5 mm x 18.4 mm
	Net weight	100.1 g
Packing Information	Packing specifications	An antistatic bag and anti-collision foam are provided for each receiving card. Each packing box contains 100 receiving cards.
	Packing box dimensions	650.0 mm x 500.0 mm x 200.0 mm

The amount of current and power consumption may vary depending on various factors such as product settings, usage, and environment.

Copyright © 2022 Xi'an NovaStar Tech Co., Ltd. All Rights Reserved.

No part of this document may be copied, reproduced, extracted or transmitted in any form or by any means without the prior written consent of Xi'an NovaStar Tech Co., Ltd.

Trademark

NOVA STAR is a trademark of Xi'an NovaStar Tech Co., Ltd.

Statement

Thank you for choosing NovaStar's product. This document is intended to help you understand and use the product. For accuracy and reliability, NovaStar may make improvements and/or changes to this document at any time and without notice. If you experience any problems in use or have any suggestions, please contact us via the contact information given in this document. We will do our best to solve any issues, as well as evaluate and implement any suggestions.

Official website
www.novastar.tech

Technical support
support@novastar.tech